

Introductory sub-table (I)(a)

Name of the Company: VOLTAMP TRANSFORMERS LIMITED

Scrip Code, Name of the scrip, class of security:


Quarter ended: 31ST DECEMBER, 2014

Partly paid-up shares:-	No. of partly paid-up shares	As a % of total no. of partly paid-up shares	As a % of total no. of shares of the company
Held by promoter/promoter group	0	0.00	0.00
Held by public	0	0.00	0.00
Total - D	0	0.00	0.00

Outstanding convertible securities:-	No. of outstanding securities	As a % of total no. of outstanding convertible securities	As a % of total no. of shares of the company, assuming full conversion of the convertible securities
Held by promoter/promoter group	0	0.00	0.00
Held by public	0	0.00	0.00
Total - E	0	0.00	0.00


Warrants:-	No. of warrants	As a % of total no. of warrants	As a % of total no. of shares of the company, assuming full conversion of warrants
Held by promoter/promoter group	0	0.00	0.00
Held by public	0	0.00	0.00
Total - F	0	0.00	0.00

Total paid-up capital of the company, assuming full conversion of warrants and convertible securities (Grand Total (A+B+C)+ D+E+F)	10117120	0.00	100.00
--	-----------------	-------------	---------------



Statement Showing Shareholding Pattern

Category code	Category of Shareholder	Number of Shareholders	Table (I)(a)		Total shareholding as a percentage of total number of shares		Shares Pledged or otherwise encumbered	
			Total number of shares	Number of shares held in dematerialized form	As a percentage of(A+B) ¹	As a percentage of (A+B+C)	Number of shares	As a percentage
			(IV)	(V)	(VI)	(VII)	(VIII)	(IX)= (VIII)/(IV)*100
(A)	Shareholding of Promoter and Promoter Group²							
1	Indian							
(a)	Individuals/ Hindu Undivided Family	6	1002690	1002690	9.91	9.91	0	0.00
(b)	Central Government/ State Government(s)							
		0	0	0	0.00	0.00	0	0.00
(c)	Bodies Corporate	1	3801377	3801377	37.57	37.57	0	0.00
(d)	Financial Institutions/ Banks	0	0	0	0.00	0.00	0	0.00
(e)	Any Others(Specify)	0	0	0	0.00	0.00	0	0.00
(e-i)								
(e-ii)								
	Sub Total(A)(1)	7	4804067	4804067	47.48	47.48	0	0.00
2	Foreign							
a	Individuals (Non-Residents Individuals/ Foreign Individuals)	0	0	0	0.00	0.00	0	0.00
b	Bodies Corporate	0	0	0	0.00	0.00	0	0.00
c	Institutions	0	0	0	0.00	0.00	0	0.00
d-i	Qualified Fore Investor - Ind	0	0	0	0.00	0.00	0	0.00
d-ii	Qualified Fore Investor - Corporate	0	0	0	0.00	0.00	0	0.00
e	Any Others(Specify)	0	0	0	0.00	0.00	0	0.00
	Sub Total(A)(2)	0	0	0	0.00	0.00	0	0.00
	Total Shareholding of Promoter and Promoter Group (A)= (A)(1)+(A)(2)	7	4804067	4804067	47.48	47.48	0	0.00
(B)	Public shareholding							
1	Institutions							
(a)	Mutual Funds/ UTI	5	1114194	1114194	11.01	11.01	0	0.00
(b)	Financial Institutions/ Banks	2	1538	1538	0.02	0.02	0	0.00
(c)	Central Government/ State Government(s)							
		0	0	0	0.00	0.00	0	0.00
(d)	Venture Capital Funds	0	0	0	0.00	0.00	0	0.00
(e)	Insurance Companies	0	0	0	0.00	0.00	0	0.00
(f)	Foreign Institutional Investors	7	2930610	2930610	28.97	28.97	0	0.00
(g)	Foreign Venture Capital Investors	0	0	0	0.00	0.00	0	0.00
(h)	Qualified Fore Investor - Ind	0	0	0	0.00	0.00	0	0.00
(h-i)	Qualified Fore Investor - Corporate							
(h-ii)								
	Sub-Total (B)(1)	14	4046342	4046342	39.99	39.99	0	0.00
B 2	Non-institutions							
(a)	Bodies Corporate	295	500372	500372	4.95	4.95	0	0.00
(b)	Individuals							
I	Individuals -i. Individual shareholders holding nominal share capital up to Rs 1 lakh	11533	647047	646999	6.40	6.40	0	0.00
II	ii. Individual shareholders holding nominal share capital in excess of Rs. 1 lakh.	2	21771	21771	0.22	0.22	0	0.00
	Qualified Fore Investor							
(c)	Any Other (specify)							
(c-i)	Clearing Members	302	72317	72317	0.71	0.71	0	0.00




(c-ii)	NON RESIDENT INDIA (REPAT)	178	19555	19555	0.19	0.19	0	0.00
(C-iii)	NON RESIDENT INDIA (NON REPAT)							
		52	5649	5649	0.06	0.06	0	0.00
(C-iv)	Trust	0	0	0	0.00	0.00		
	Market Maker	0	0	0	0.00	0.00		
	Sub-Total (B)(2)	12362	1266711	1266663	12.52	12.52	0	0.00
(B)	Total Public Shareholding (B)= (B)(1)+(B)(2)	12376	5313053	5313005	52.52	52.52	0	0.00
	TOTAL (A)+(B)	12383	10117120	10117072	100.00	100.00	0	0.00
(C)	Shares held by Custodians and against which Depository Receipts have been issued							
1	Promoter and Promoter Group	0	0	0	0.00	0.00	0	0.00
2	Public	0	0	0	0.00	0.00	0	0.00
	Sub-Total (C)	0	0	0		0.00	0	0.00
	GRAND TOTAL (A)+(B)+(C)	12383	10117120	10117072		100.00	0	0.00



Voltamp Transformers Limited


(1)(C)(6) STATEMENT SHOWING HOLDING OF SECURITIES (INCLUDING SHARES, WARRANTS, CONVERTIBLE SECURITIES) OF PERSONS BELONGING TO THE CATEGORY 'PUBLIC' AND HOLDING MORE THAN 1% OF THE TOTAL NUMBER OF SHARES

SR. NO.	NAME(S) OF THE SHAREHOLDER	NUMBER OF SHARES HELD	SHARES AS A PERCENTAGE OF TOTAL NUMBER OF SHARES (i.e. GRAND TOTAL (A)+(B)+(C) INDICATED IN STATEMENT AT PARA (1)(a) ABOVE)	PAN	NUMBER OF WARRANTS HELD	AS A % TOTAL WARRANTS OF THE SAME CLASS	NUMBER OF CONVERTIBLE SECURITIES HELD	% W.R.T TOTAL NUMBER OF CONVERTIBLE SECURITIES OF THE SAME CLASS	TOTAL SHARES (INCLUDING UNDERLYING SHARES ASSUMING FULL CONVERSION OF WARRANTS AND CONVERTIBLE SECURITIES) AS A % OF DILUTED SHARE CAPITAL
1	NALANDA INDIA FUND LIMITED	1005340	9.937						
2	ICICI PRUDENTIAL VALUE DISCOVERY FUND	705024	6.9686	AAAA10038F					
3	NALANDA INDIA EQUITY FUND LIMITED PARI WASHINGTON COMPANY PVT. LTD. A/C PARI WASHINGTON INDIA MASTER FUND. I.TD.	647732	6.4023						
4	ICICI PRUDENTIAL LIFE INSURANCE COMPANY LTD	567286	5.6072						
5	CITIGROUP GLOBAL MARKETS MAURITIUS PRIVATE LIMITED	381003	3.7659						
6	EAST SAIL	358713	3.5456						
7	UTI-MID CAP FUND	242280	2.3948						
8	FRANKLIN INDIA SMALLER COMPANIES FUND	217892	2.1537						
9	DEUTSCHE SECURITIES MAURITIUS LIMITED	190928	1.8872						
10	Total:	4421447	43.7026						




Voltamp Transformers Limited

(1)(c)(ii) STATEMENT SHOWING HOLDING OF SECURITIES (INCLUDING SHARES, WARRANTS, CONVERTIBLE SECURITIES) OF PERSONS (TOGETHER WITH PAC) BELONGING TO THE CATEGORY 'PUBLIC AND HOLDING MORE THAN 5% OF THE TOTAL NUMBER OF SHARES OF THE COMPANY									
SR. NO.	NAME(S) OF THE SHAREHOLDER(S) AND THE PERSONS ACTING IN CONCERT (PAC) WITH THEM	NUMBER OF SHARES	TOTAL NUMBER OF SHARES (i.e. GRAND TOTAL (A)+(B)+(C) INDICATED IN STATEMENT AT PARA (1)(a) ABOVE }	PAN	NUMBER OF WARRANTS HELD	AS A % TOTAL NUMBER OF WARRANTS OF THE SAME CLASS	NUMBER OF CONVERTIBLE SECURITIES HELD	% W. R.T TOTAL NUMBER OF CONVERTIBLE SECURITIES OF THE SAME CLASS	TOTAL SHARES (INCLUDING UNDERLYING SHARES ASSUMING FULL CONVERSION OF WARRANTS AND CONVERTIBLE SECURITIES) AS A % OF DILUTED SHARE CAPITAL
1	NALANDA INDIA FUND LIMITED	1005340	9.937						
2	ICICI PRUDENTIAL VALUE DISCOVERY FUND	705024	6.9686	AAAA10038F					
3	NALANDA INDIA EQUITY FUND LIMITED	647732	6.4023						
4	PARI WASHINGTON COMPANY PVT. LTD. A/C PARI WASHINGTON INDIA MASTER FUND, LTD.	567286	5.6072						
	Total :	2925382	28.9151						



(I)(d) Statement showing details of locked-in shares

Sr. No.	Name of the shareholder	Number of locked-in shares	Locked-in shares as a percentage of total number of shares {i.e., Grand Total (A)+(B)+(C) indicated in Statement at para (I)(a) above}
1			0.00
2			0.00
3			0.00
4			0.00
5			0.00
6			0.00
7			0.00
8			0.00
9			0.00
10			0.00
11			0.00
12			0.00
13			0.00
14			0.00
15			0.00
16			0.00
17			0.00
18			0.00
19			0.00
20			0.00
21			0.00
22			0.00
23			0.00
24			0.00
25			0.00
26			0.00
27			0.00
28			0.00
29			0.00
30			0.00
31			0.00
32			0.00
33			0.00
34			0.00
35			0.00
36			0.00
37			0.00
38			0.00
39			0.00
40			0.00
41			0.00
42			0.00
43			0.00
44			0.00
45			0.00
46			0.00
47			0.00
48			0.00
49			0.00
50			0.00
51			
TOTAL		0	0.00



(II)(a) Statement showing details of Depository Receipts (DRs)

Sr. No.	Type of outstanding DR (ADRs, GDRs, SDRs, etc.)	Number of outstanding DRs	Number of shares underlying outstanding DRs	Shares underlying outstanding DRs as a percentage of total number of shares {i.e., Grand Total (A)+(B)+(C) indicated in Statement at para (I)(a) above}
1	NIL	0	0	0.00
2				
3				
4				
5				
6				
7				
8				
9				
TOTAL		0	0	0.00

