



VOLTAMP TRANSFORMERS LIMITED

CIN : L31100GJ1967PLC001437

Registered Office : Makarpura, Vadodara - 390014, Gujarat, India


Email : voltamp@voltamptransformers.com Website: www.voltamptransformers.com

Phone : +91 265 3041403/480, +91 265 6141403/480 Fax : +91 265 3041499

STATEMENT OF AUDITED FINANCIAL RESULTS FOR THE QUARTER AND YEAR ENDED 31st MARCH, 2023

(₹ In Lakhs)

Sr. No	Particulars	[Audited]	[Unaudited]	[Audited]	[Audited]	[Audited]
		Quarter ended 31st March 2023	Quarter ended 31st December, 2022	Quarter ended 31st March 2022	Year ended 31st March, 2023	Year ended 31st March, 2022
1	Revenue					
	(a) Revenue From Operations	43,986.12	35,746.66	38,719.79	138,510.41	112,720.90
	(b) Other Income	1,083.14	1,373.23	781.49	4,007.74	4,295.00
	Total income	45,069.26	37,119.89	39,501.28	142,518.15	117,015.90
2	Expenses					
	(a) Cost of materials consumed	27,469.66	21,510.00	26,103.86	102,912.12	91,012.65
	(b) Changes in Inventories of Finished goods, Stock-in-Trade and work-in-progress	3,917.14	5,684.01	2,892.97	353.51	(3,283.46)
	(c) Employee benefits expense	914.64	1,041.75	825.00	4,013.35	3,887.58
	(d) Finance costs	22.97	22.13	23.38	89.04	79.68
	(e) Depreciation and amortization expense	257.49	250.62	219.77	969.35	793.19
	(f) Other expenses	2,402.45	1,970.23	2,228.27	8,143.99	7,205.54
	Total expenses (2a to 2f)	34,984.35	30,478.74	32,293.25	116,481.36	99,695.18
3	Profit before tax	10,084.91	6,641.15	7,208.03	26,036.79	17,320.72
4	Tax expense					
	(i) Current tax	2,420.23	1,452.65	1,764.17	6,091.82	3,807.68
	(ii) Deferred tax	7.31	105.80	257.57	(56.88)	229.25
	(iii) Income Tax of earlier years	0.56	7.01	-	7.57	-
	Total Tax Expenses	2,428.10	1,565.46	2,021.74	6,042.51	4,036.93
5	Net Profit for the period (3-4)	7,656.81	5,075.69	5,186.29	19,994.28	13,283.79
6	Other Comprehensive income / (Expenses)					
	(a) Items that will not be reclassified to profit or loss					
	(i) Remeasurement of Defined benefit plans	23.42	15.88	160.63	66.92	55.24
	(ii) Equity instruments through other comprehensive income	1.82	0.34	0.03	4.65	3.25
	(b) Income tax relating to items that will not be reclassified to profit or loss					
	(i) Remeasurement of Defined benefit plans	(5.89)	(4.00)	(40.43)	(16.84)	(13.90)
	Total other comprehensive Income / (Expenses)	19.35	12.22	120.23	54.73	44.59
7	Total Comprehensive Income for the period (5+6)	7,676.16	5,087.91	5,306.52	20,049.01	13,328.38
8	Paid-up Equity share capital of ₹ 10 each	1,011.71	1,011.71	1,011.71	1,011.71	1,011.71
9	Other Equity	-	-	-	109,710.90	93,202.89
10	Earnings per share (of ₹ 10/- each) (not annualised):					
	(a) Basic	75.68	50.17	51.26	197.63	131.30
	(b) Diluted	75.68	50.17	51.26	197.63	131.30
	See accompanying note to the Financial Results					



Notes :

- (1) The above audited results for the quarter and year ended 31st March, 2023 have been reviewed by Audit Committee and approved by the Board of Directors at their meeting held on 25th May, 2023.
- (2) The activities of the Company relate to only one segment i.e. Electrical Transformers.
- (3) The figures for the quarter ended 31st March, 2023 and the corresponding quarter of the previous year are balancing figures between the audited figures in respect of the full financial year and the published unaudited year to date figures up to the third quarter for the relevant financial year.
- (4) The Board of Directors in their meeting held on 25th May, 2023 recommended dividend of ₹ 40/- per equity share of face value of ₹ 10 each for the financial year ended 31st March, 2023. In addition, the Board of Directors has also recommend payment of one time special dividend @ 200% i.e. Rs.20 per equity share, to commemorate successful completion of 60 years in transformer business. With that total dividend recommended by Board of Directors is 600%, i.e. Rs.60 per equity share of Rs.10 each, for the financial year ended 31st March, 2023 subject to approval of shareholders at the ensuing Annual General Meeting.
- (5) The figures for the corresponding previous periods have been regrouped/ reclassified wherever considered necessary to confirm to the figures represented in the current period.


DATE: 25th May, 2023
PLACE: Vadodara

For Voltamp Transformers Limited



Kunjal L. Patel

Vice Chairman and Managing Director





VOLTAMP TRANSFORMERS LIMITED

CIN : L31100GJ1967PLC001437

Registered Office : Makarpura, Vadodara - 390014, Gujarat, India

Email : voltamp@voltamptransformers.com Website: www.voltamptransformers.com

Phone : +91 265 3041403/480, +91 265 6141403/480 Fax : +91 265 3041499


STATEMENT OF ASSETS AND LIABILITIES AS AT 31st MARCH 2023

(₹ In Lakhs)

Sr. No.	Particulars	As at 31st March, 2023 (Audited)	As at 31st March, 2022 (Audited)
	ASSETS		
(1)	Non-current Assets		
	(a) Property, Plant and Equipment	6,696.90	6,110.12
	(b) Capital work-in-progress	22.96	777.98
	(c) Intangible assets	36.18	40.58
	(d) Financial Assets		
	(i) Investments	65,037.42	47,962.09
	(ii) Loan	32.40	-
	(iii) Other financial assets	63.12	289.48
	(e) Other non-current assets	380.95	364.05
		72,269.93	55,544.30
(2)	Current assets		
	(a) Inventories	17,476.50	20,937.23
	(b) Financial Assets		
	(i) Investments	6,723.47	8,165.27
	(ii) Trade receivables	22,642.26	19,044.87
	(iii) Cash and cash equivalents	1,772.07	1,329.98
	(iv) Bank balances other than (iii) above	18.64	16.63
	(v) Loans	13.03	24.97
	(vi) Other financial assets	631.79	584.68
	(c) Other current assets	703.79	475.83
		49,981.55	50,579.46
	Total Assets	122,251.48	106,123.76
(1)	EQUITY AND LIABILITIES		
	Equity		
	(a) Equity Share capital	1,011.71	1,011.71
	(b) Other Equity	109,710.90	93,202.88
	Total equity attributable to equity holders of the Company	110,722.61	94,214.59
(2)	LIABILITIES		
	Non-Current liabilities		
	(a) Provisions	1,163.54	1,159.88
	(b) Deferred tax liabilities (Net)	165.43	205.47
		1,328.97	1,365.35
(3)	Current liabilities		
	(a) Financial Liabilities		
	(i) Trade payables		
	- Total outstanding dues of micro enterprises and small enterprises	29.43	32.26
	- Total outstanding dues of creditors other than micro enterprises and small enterprises	271.30	164.40
	(ii) Other financial liabilities	500.40	438.91
	(b) Other current liabilities	8,467.06	8,895.50
	(c) Provisions	879.57	907.45
	(d) Current Tax Liabilities (Net)	52.14	105.30
		10,199.90	10,543.82
	Total Equity and Liabilities	122,251.48	106,123.76

Figures for the previous period/year have been rearranged/reclassified wherever necessary, to correspond with current period/year presentation.

DATE: 25th May, 2023
PLACE: Vadodara



FOR VOLTAMP TRANSFORMERS LIMITED

K. Patel

Kunjal L. Patel
Vice Chairman and Managing Director



VOLTAMP TRANSFORMERS LIMITED

CIN : L31100GJ1967PLC001437

Registered Office : Makarpura, Vadodara - 390014, Gujarat, India

Email : voltamp@voltamptransformers.com Website: www.voltamptransformers.com

Phone : +91 265 3041403/480, +91 265 6141403/480 Fax : +91 265 3041499


STATEMENT OF CASH FLOWS FOR THE YEAR ENDED 31st MARCH, 2023

(₹ In Lakhs)

Sr. No.	Particulars	For the year ended 31st March, 2023 [Audited]	For the year ended 31st March, 2022 [Audited]
A	Cash flow from operating activities		
	Profit before income tax	26,036.79	17,320.72
	Adjustments for :		
	Depreciation and amortisation expense	969.35	793.19
	Interest Income	(1,611.67)	(1,456.35)
	Dividend Income	(2.77)	(46.34)
	Loss /(Profit) on Sales of Investment (Net)	(370.09)	(731.59)
	Loss /(Profit) on Sale of Property, Plant & Equipment (Net)	(70.95)	(12.05)
	Provision for Doubtful Debts	-	94.98
	Finance Cost	89.04	79.68
	Net (Gain)/loss arising on financial asset designated as at Fair value Through Profit and Loss (FVTPL)	(1,708.39)	(1,924.05)
	Net Adjustments	(2,705.48)	(3,202.53)
	Operating profit before working capital changes	23,331.31	14,118.19
	Movements in working capital:		
	(Increase) / Decrease in Trade Receivables	(3,597.38)	(2,067.73)
	(Increase) / Decrease in Inventories	3,460.73	(8,205.77)
	(Increase) / Decrease in Other financial assets	206.11	2,089.82
	(Increase) / Decrease in Other non financial assets	(227.76)	877.00
	Increase / (Decrease) in Trade Payables	104.06	(483.57)
	Increase / (Decrease) in Provision	42.69	283.31
	Increase / (Decrease) in Other Liabilities	(366.94)	3,828.19
	Cash generated from operations :	22,952.83	10,439.44
	Direct taxes paid (net)	6,155.58	3,882.24
	Net cash from operating activities (A)	16,797.25	6,557.20
B	Cash flows from investing activities		
	Proceeds of sale of Property, plant and equipment's	76.07	15.31
	Purchase of Property, plant and equipment's(Including Capital work in progress and capital advances)	(815.91)	(1,863.15)
	Interest received	1,562.34	1,413.97
	Dividend received	2.77	46.35
	Purchase of investments	(13,550.40)	(4,242.67)
	Net cash (used) in Investing activities (B)	(12,725.13)	(4,630.19)
C	Cash flow from financing activities :		
	Dividend paid	(3,540.99)	(2,529.29)
	Finance Cost	(89.04)	(79.68)
	Net cash (used) in financing activities (C)	(3,630.03)	(2,608.97)
	NET INCREASE IN CASH AND CASH EQUIVALENTS [(A) + (B) + (C)]	442.09	(681.96)
	CASH AND CASH EQUIVALENTS AT THE BEGINNING OF THE YEAR	1,329.98	2,011.94
	CASH AND CASH EQUIVALENTS AT THE END OF THE YEAR	1,772.07	1,329.98

DATE: 25th May,2023

PLACE: Vadodara



For Voltamp Transformers Limited

Kamjal L. Patel
Kamjal L. Patel
Vice Chairman and Managing Director