

Introductory sub-table (I)(a)

Name of the Company: VOLTAMP TRANSFORMERS LIMITED

Scrip Code, Name of the scrip, class of security:

Quarter ended: 31ST DECEMBER, 2013

Partly paid-up shares:-	No. of partly paid-up shares	As a % of total no. of partly paid-up shares	As a % of total no. of shares of the company
Held by promoter/promoter group	0	0.00	0.00
Held by public	0	0.00	0.00
Total - D	0	0.00	0.00

Outstanding convertible securities:-	No. of outstanding securities	As a % of total no. of outstanding convertible securities	As a % of total no. of shares of the company, assuming full conversion of the convertible securities
Held by promoter/promoter group	0	0.00	0.00
Held by public	0	0.00	0.00
Total - E	0	0.00	0.00


Warrants:-	No. of warrants	As a % of total no. of warrants	As a % of total no. of shares of the company, assuming full conversion of warrants
Held by promoter/promoter group	0	0.00	0.00
Held by public	0	0.00	0.00
Total - F	0	0.00	0.00

Total paid-up capital of the company, assuming full conversion of warrants and convertible securities (Grand Total (A+B+C)+ D+E+F)	10117120	0.00	100.00
--	-----------------	-------------	---------------




Statement Showing Shareholding Pattern

Category code	Category of Shareholder	Number of Shareholders	Table (I)(a)		Total shareholding as a percentage of total number of shares		Shares Pledged or otherwise encumbered	
			Total number of shares	Number of shares held in dematerialized form	As a percentage of (A+B) ¹	As a percentage of (A+B+C)	Number of shares	As a percentage
(I)	(II)	(III)	(IV)	(V)	(VI)	(VII)	(VIII)	(IX)= (VIII)/(IV)*100
(A)	Shareholding of Promoter and Promoter Group²							
1	Indian							
(a)	Individuals/ Hindu Undivided Family	6	1002540	1002540	9.91	9.91	0	0.00
(b)	Central Government/ State Government(s)	0	0	0	0.00	0.00	0	0.00
(c)	Bodies Corporate	1	3792898	3792898	37.49	37.49	0	0.00
(d)	Financial Institutions/ Banks	0	0	0	0.00	0.00	0	0.00
(e)	Any Others(Specify)	0	0	0	0.00	0.00	0	0.00
(e-i)								
(e-ii)								
	Sub Total(A)(1)	7	4795438	4795438	47.40	47.40	0	0.00
2	Foreign							
a	Individuals (Non-Residents Individuals/ Foreign Individuals)	0	0	0	0.00	0.00	0	0.00
b	Bodies Corporate	0	0	0	0.00	0.00	0	0.00
c	Institutions	0	0	0	0.00	0.00	0	0.00
d-i	Qualified Fore. Investor - Ind	0	0	0	0.00	0.00	0	0.00
d-ii	Qualified Fore. Investor - Corporate	0	0	0	0.00	0.00	0	0.00
e	Any Others(Specify)	0	0	0	0.00	0.00	0	0.00
	Sub Total(A)(2)	0	0	0	0.00	0.00	0	0.00
	Total Shareholding of Promoter and Promoter Group (A)= (A)(1)+(A)(2)	7	4795438	4795438	47.40	47.40	0	0.00
(B)	Public shareholding							
1	Institutions							
(a)	Mutual Funds/ UTI	2	659887	659887	6.52	6.52	0	0.00
(b)	Financial Institutions / Banks	0	0	0	0.00	0.00	0	0.00
(c)	Central Government/ State Government(s)	0	0	0	0.00	0.00	0	0.00
(d)	Venture Capital Funds	0	0	0	0.00	0.00	0	0.00
(e)	Insurance Companies	0	0	0	0.00	0.00	0	0.00
(f)	Foreign Institutional Investors	10	2934258	2934258	29.00	29.00	0	0.00
(g)	Foreign Venture Capital Investors	0	0	0	0.00	0.00	0	0.00
(h)	Qualified Fore. Investor - Ind	0	0	0	0.00	0.00	0	0.00
(h-i)	Qualified Fore. Investor - Corporate							
(h-ii)								
	Sub-Total (B)(1)	12	3594145	3594145	35.53	35.53	0	0.00
B 2	Non-institutions							
(a)	Bodies Corporate	319	643968	643968	6.37	6.37	0	0.00
(b)	Individuals							
I	i. Individual shareholders holding nominal share capital up to Rs 1 lakh	14211	797292	797244	7.88	7.88	0	0.00
II	ii. Individual shareholders holding nominal share capital in excess of Rs. 1 lakh.	6	229559	229559	2.27	2.27	0	0.00
	Qualified Fore. Investor							
(c)	Any Other (specify)							



(c-i)	Clearing Members	128	17543	17543	0.17	0.17	0	0.00
(c-ii)	NON RESIDENT INDIA (REPAT)	254	31331	31331	0.31	0.31	0	0.00
(C-iii)	NON RESIDENT INDIA (NON REPAT)	64	7844	7844	0.08	0.08	0	0.00
(C-iv)	Trust	0	0	0	0.00	0.00		
	Market Maker	0	0	0	0.00	0.00		
	Sub-Total (B)(2)	14982	1727537	1727489	17.08	17.08	0	0.00
(B)	Total Public Shareholding (B)= (B)(1)+(B)(2)	14994	5321682	5321634	52.60	52.60	0	0.00
	TOTAL (A)+(B)	15001	10117120	10117072	100.00	100.00	0	0.00
(C)	Shares held by Custodians and against which Depository Receipts have been issued							
1	Promoter and Promoter Group	0	0	0	0.00	0.00	0	0.00
2	Public	0	0	0	0.00	0.00	0	0.00
	Sub-Total (C)	0	0	0		0.00	0	0.00
	GRAND TOTAL (A)+(B)+(C)	15001	10117120	10117072		100.00	0	0.00




(f)(b) Statement showing holding of Securities (including shares, warrants, convertible securities) of persons belong to the Category "Promoter and Promoter Group"

Sr. No.	Name of the shareholder	Total shares held		Encumbered Shares (*)			Details of Warrants		Details of Convertible Securities		Total shares (including underlying full conversion of warrants & convertible securities) as a % of diluted share capital
		Number of shares	As a % of grand total (A) +(B) +(C)	Number	As a percentage	As a % of grand total (A)+(B)+(C) of sub-clause(I)(a)	Numbers of Warrant Held	As a % total number of warrants of the same class	Numbers of Convertible Securities held	As a % total number of convertible securities of the same class	
(i)	(ii)	(iii)	(iv)	(v)	(vi)=(v)/(iii)*100	(vi)	(vii)	(ix)	(x)	(xi)	(xii)
1	KUNJAL INVESTMENTS P LTD	3792898	37.49	0	0.00	0	0.00	0.00	0	0.00	0.00
2	LALITBHAI HARIBHAI PATEL	293640	2.90								
3	LALITBHAI HARIBHAI PATEL	208000	2.06								
4	KUNJAL LALITKUMAR PATEL	242590	2.40								
5	KUNJAL LALITKUMAR PATEL	86190	0.85								
6	JWALIN K PATEL	86060	0.85								
7	AYUSHI K PATEL	86060	0.85								
TOTAL		4795438	47.40	0.00	0.00	0.00	0.00	0.00	0.00	0.00	0.00




VOLTAMP TRANSFORMERS LIMITED

(I)(C)(i) STATEMENT SHOWING HOLDING OF SECURITIES (INCLUDING SHARES, WARRANTS, CONVERTIBLE SECURITIES) OF PERSONS BELONGING TO THE CATEGORY 'PUBLIC' AND HOLDING MORE THAN 1% OF THE TOTAL NUMBER OF SHARES									
SR. NO.	NAME(S) OF THE SHAREHOLDER	NUMBER OF SHARES HELD	NUMBER OF SHARES AS A PERCENTAGE OF GRAND TOTAL (A)+(B)+(C) INDICATED IN STATEMENT AT PARA (I)(a) ABOVE }	PAN	NUMBER OF WARRANTS HELD	AS A % TOTAL WARRANTS OF THE SAME CLASS	NUMBER OF CONVERTIBLE SECURITIES HELD	% W.R.T TOTAL NUMBER OF CONVERTIBLE SECURITIES OF THE SAME CLASS	TOTAL SHARES (INCLUDING UNDERLYING SHARES ASSUMING FULL CONVERSION OF WARRANTS AND CONVERTIBLE SECURITIES) AS A % OF DILUTED SHARE CAPITAL
1	NALANDA INDIA FUND LIMITED	1005340	9.937						
2	ICICI PRUDENTIAL DISCOVERY FUND	699537	6.519						
3	NALANDA INDIA EQUITY FUND LIMITED	647732	6.4023						
4	PARI WASHINGTON COMPANY PVT. LTD. A/C PARI WASHINGTON INDIA MASTER FUND, LTD.	567286	5.6072						
5	ICICI PRUDENTIAL LIFE INSURANCE COMPANY LTD	381003	3.7659						
6	CITIGROUP GLOBAL MARKETS MAURITIUS PRIVATE LIMITED	358713	3.5456						
7	EAST SAIL	242280	2.3948						
8	GIRISHBHAI NARANBHAI PATEL	137500	1.3591						
9	M3 INVESTMENT PRIVATE LIMITED DEUTSCHE SECURITIES MAURITIUS LIMITED	131500	1.2998						
10		105249	1.0403						
	Total :	4236140	41.871						




VOLTAMP TRANSFORMERS LIMITED

(I)(c)(ii) STATEMENT SHOWING HOLDING OF SECURITIES (INCLUDING SHARES, WARRANTS, CONVERTIBLE SECURITIES) OF PERSONS (TOGETHER WITH PAC) BELONGING TO THE CATEGORY 'PUBLIC AND HOLDING MORE THAN 5% OF THE TOTAL NUMBER OF SHARES OF THE COMPANY									
SR. NO.	NAME(S) OF THE SHAREHOLDER(S) AND THE PERSONS ACTING IN CONCERT(PAC) WITH THEM	NUMBER OF SHARES	TOTAL NUMBER OF SHARES (i.e. GRAND TOTAL (A)+(B)+(C) INDICATED IN STATEMENT AT PARA (I)(a) ABOVE }	PAN	NUMBER OF WARRANTS HELD	AS A % TOTAL WARRANTS OF THE SAME CLASS	NUMBER OF CONVERTIBLE SECURITIES HELD	% W .R.T TOTAL NUMBER OF CONVERTIBLE SECURITIES OF THE SAME CLASS	TOTAL SHARES (INCLUDING UNDERLYING SHARES ASSUMING FULL CONVERSION OF WARRANTS AND CONVERTIBLE SECURITIES) AS A % OF DILUTED SHARE CAPITAL
1	NALANDA INDIA FUND LIMITED	1005340	9.937						
2	ICICI PRUDENTIAL DISCOVERY FUND	659537	6.519						
3	NALANDA INDIA EQUITY FUND LIMITED	647732	6.4023						
4	PARI WASHINGTON COMPANY PVT. LTD. A/C PARI WASHINGTON INDIA MASTER FUND. LTD.	567286	5.6072						
	Total :	2879895	28.4655						




(I)(d) Statement showing details of locked-in shares

Sr. No.	Name of the shareholder	Number of locked-in shares	Locked-in shares as a percentage of total number of shares {i.e., Grand Total (A)+(B)+(C) indicated in Statement at para (I)(a) above}
1			0.00
2			0.00
3			0.00
4			0.00
5			0.00
6			0.00
7			0.00
8			0.00
9			0.00
10			0.00
11			0.00
12			0.00
13			0.00
14			0.00
15			0.00
16			0.00
17			0.00
18			0.00
19			0.00
20			0.00
21			0.00
22			0.00
23			0.00
24			0.00
25			0.00
26			0.00
27			0.00
28			0.00
29			0.00
30			0.00
31			0.00
32			0.00
33			0.00
34			0.00
35			0.00
36			0.00
37			0.00
38			0.00
39			0.00
40			0.00
41			0.00
42			0.00
43			0.00
44			0.00
45			0.00
46			0.00
47			0.00
48			0.00
49			0.00
50			0.00
51			0.00
TOTAL		0	0.00



(II)(a) Statement showing details of Depository Receipts (DRs)

Sr. No.	Type of outstanding DR (ADRs, GDRs, SDRs, etc.)	Number of outstanding DRs	Number of shares underlying outstanding DRs	Shares underlying outstanding DRs as a percentage of total number of shares {i.e., Grand Total (A)+(B)+(C) indicated in Statement at para (I)(a) above}
1	NIL	0	0	0.00
2				
3				
4				
5				
6				
7				
8				
9				
TOTAL		0	0	0.00



(II)(b) Statement showing holding of Depository Receipts (DRs), where underlying shares held by "promoter/promoter group" are in excess of 1% of the total number of shares

Sr. No.	Name of the DR Holder	Type of outstanding DR (ADRs, GDRs, SDRs, etc.)	Number of shares underlying outstanding DRs	Shares underlying outstanding DRs as a percentage of total number of shares {i.e., Grand Total (A)+(B)+(C) indicated in Statement at para (I)(a) above}
1	N.A.	0	0	0.00
2				
3				
4				
5				
6				
7				
8				
9				
TOTAL			0	0.00

