

Introductory sub-table (I)(a)

Name of the Company: VOLTAMP TRANSFORMERS LIMITED

Scrip Code, Name of the scrip, class of security:

Quarter ended: 31ST MARCH, 2013

Partly paid-up shares:-	No. of partly paid-up shares	As a % of total no. of partly paid-up shares	As a % of total no. of shares of the company
Held by promoter/promoter group	0	0.00	0.00
Held by public	0	0.00	0.00
Total - D	0	0.00	0.00

Outstanding convertible securities:-	No. of outstanding securities	As a % of total no. of outstanding convertible securities	As a % of total no. of shares of the company, assuming full conversion of the convertible securities
Held by promoter/promoter group	0	0.00	0.00
Held by public	0	0.00	0.00
Total - E	0	0.00	0.00

Warrants:-	No. of warrants	As a % of total no. of warrants	As a % of total no. of shares of the company, assuming full conversion of warrants
Held by promoter/promoter group	0	0.00	0.00
Held by public	0	0.00	0.00
Total - F	0	0.00	0.00

Total paid-up capital of the company, assuming full conversion of warrants and convertible securities (Grand Total (A+B+C)+ D+E+F)	10117120	0.00	100.00
--------------------------------------------------------------------------------------------------------------------------------------------	-----------------	-------------	---------------



Statement Showing Shareholding Pattern								
Category code	Category of Shareholder	Number of Shareholders	Table (I)(a)		Total shareholding as a percentage of total number of shares		Shares Pledged or otherwise encumbered	
			Total number of shares	Number of shares held in dematerialized form	As a percentage of (A+B) ¹	As a percentage of (A+B+C)	Number of shares	As a percentage
(I)	(II)	(III)	(IV)	(V)	(VI)	(VII)	(VIII)	(X) = (VIII)/(IV)*100
(A)	Shareholding of Promoter and Promoter Group²							
1	Indian							
(a)	Individuals/ Hindu Undivided Family	6	990583	990583	9.79	9.79	0	0.00
(b)	Central Government/ State Government(s)	0	0	0	0.00	0.00	0	0.00
(c)	Bodies Corporate	1	3751540	3751540	37.08	37.08	0	0.00
(d)	Financial Institutions/ Banks	0	0	0	0.00	0.00	0	0.00
(e)	Any Others(Specify)	0	0	0	0.00	0.00	0	0.00
(e-i)								
(e-ii)								
	Sub Total(A)(1)	7	4742123	4742123	46.87	46.87	0	0.00
2	Foreign							
a	Individuals (Non-Residents Individuals/ Foreign Individuals)	0	0	0	0.00	0.00	0	0.00
b	Bodies Corporate	0	0	0	0.00	0.00	0	#DIV/0!
c	Institutions	0	0	0	0.00	0.00	0	0.00
d-i	Qualified Fore. Investor - Ind	0	0	0	0.00	0.00	0	0.00
d-ii	Qualified Fore. Investor - Corporate	0	0	0	0.00	0.00	0	0.00
e	Any Others(Specify)	0	0	0	0.00	0.00	0	0.00
	Sub Total(A)(2)	0	0	0	0.00	0.00	0	#DIV/0!
	Total Shareholding of Promoter and Promoter Group (A)= (A)(1)+(A)(2)	7	4742123	4742123	46.87	46.87	0	0.00
(B)	Public shareholding							
1	Institutions							
(a)	Mutual Funds/ UFI	3	204313	204313	2.02	2.02	0	0.00
(b)	Financial Institutions / Banks	2	3235	3235	0.03	0.03	0	0.00
(c)	Central Government/ State Government(s)	0	0	0	0.00	0.00	0	0.00
(d)	Venture Capital Funds	0	0	0	0.00	0.00	0	0.00
(e)	Insurance Companies	0	0	0	0.00	0.00	0	0.00
(f)	Foreign Institutional Investors	12	3404608	3404608	33.65	33.65	0	0.00
(g)	Foreign Venture Capital Investors	0	0	0	0.00	0.00	0	0.00
(h)	Qualified Fore. Investor - Ind	0	0	0	0.00	0.00	0	0.00
(h-i)	Qualified Fore. Investor - Corporate							
(h-ii)								
	Sub-Total (B)(1)	17	3612156	3612156	35.70	35.70	0	0.00




B 2	Non-institutions							
(a)	Bodies Corporate	367	635249	635249	6.28	6.28	0	0.00
(b)	Individuals							
I	Individuals -i Individual shareholders holding nominal share capital up to Rs 1 lakh	15450	845407	845359	8.36	8.36	0	0.00
II	ii Individual shareholders holding nominal share capital in excess of Rs. 1 lakh.	6	229739	229739	2.27	2.27	0	0.00
	Qualified Fore Investor							
(c)	Any Other (specify)							
(c-i)	Clearing Members	94	9941	9941	0.10	0.10	0	0.00
(c-ii)	NON RESIDENT INDIA (REPAT)	284	34360	34360	0.34	0.34	0	0.00
(C-iii)	NON RESIDENT INDIA (NON REPAT)	78	8145	8145	0.08	0.08	0	0.00
(C-iv)	Trust	0	0	0	0.00	0.00		
	Market Maker	0	0	0	0.00	0.00		
	Sub-Total (B)(2)	16279	1762841	1762793	17.42	17.42	0	0.00
(B)	Total Public Shareholding (B)= (B)(1)+(B)(2)	16296	5374997	5374949	53.13	53.13	0	0.00
	TOTAL (A)+(B)	16303	10117120	10117072	100.00	100.00	0	0.00
(C)	Shares held by Custodians and against which Depository Receipts have been issued							
1	Promoter and Promoter Group	0	0	0	0.00	0.00	0	0.00
2	Public	0	0	0	0.00	0.00	0	0.00
	Sub-Total (C)	0	0	0	0.00	0.00	0	0.00
	GRAND TOTAL (A)+(B)+(C)	16303	10117120	10117072	100.00	100.00	0	0.00



(1)(b) Statement showing holding of Securities (including shares, warrants, convertible securities) of persons belong to the Category "Promoter and Promoter Group"

Sr. No.	Name of the shareholder	Total shares held		Encumbered Shares (*)		Details of Warrants		Details of Convertible Securities		Total shares (including underlying shares assuming full conversion of warrants & convertible securities) as a % of diluted share capital	
		Number of shares	As a % of grand total (A)+(B)+(C)	Number	As a percentage D=(V)/(III)*1	As a % of grand total (A)+(B)+(C) of sub-clause (1)(a)	Numbers of Warrant Held	As a % total number of warrants of the same class	Numbers of Convertible Securities held		As a % total number of convertible securities of the same class
	(II)	(III)	(IV)	(V)	(VI)	(VII)	(VIII)	(IX)	(X)	(XI)	(XII)
1	KUNJAL INVESTMENTS P LTD	3751540	37.08	0	0.00	0	0	0.00	0	0.00	0.00
2	LALITBHAI HARIBHAI PATEL	293640	2.90								
3	LALITBHAI HARIBHAI PATEL	208000	2.06								
4	KUNJAL LALITKUMAR PATEL	230633	2.28								
5	KUNJAL LALITKUMAR PATEL	86190	0.85								
6	JWALIN K PATEL	86060	0.85								
7	AYUSHI K PATEL	86060	0.85								
		4742123	46.87	0.00	0.00	0.00	0.00	0.00	0.00	0.00	0.00
	TOTAL										



(D)(c)(i) Statement showing holding of securities (including shares, warrants, convertible securities) of persons belonging to the category "Public" and holding more than 1% of the total number of shares

Sr. No.	Name of the shareholder	Number of shares	Shares as a percentage of total number of shares {i.e. Grand Total (A)+(B)+(C) indicated in Statement at para	Details of Warrants		Details of Convertible		Total shares (including underlying shares assuming full conversion of warrants & convertible securities) as a %of diluted share capital
				Numbers of Warrant Held	As a % total number of warrants of the same class	Numbers of Convertible Securities held	As a % total number of convertible securities of the same class	
1	NALANDA INDIA FUND LIMITED	1005340	9.94	0	0.00	0	0.00	0.00
2	NALANDA INDIA EQUITY FUND LIMITED	647732	6.40	0	0.00	0	0.00	0.00
3	PARI WASHINGTON COMPANY PVT. LTD. A/C PARI WASHINGTON INDIA MASTER FUND, LTD.	477211	4.72	0	0.00	0	0.00	0.00
4	ROYCE MICRO-CAP FUND	400000	3.95	0	0.00	0	0.00	0.00
5	ICICI PRUDENTIAL LIFE INSURANCE COMPANY LTD	381003	3.77	0	0.00	0	0.00	0.00
6	CITIGROUP GLOBAL MARKETS MAURITIUS PRIVATE LIMITED	358713	3.55	0	0.00	0	0.00	0.00
7	EAST SAIL	202705	2.00	0	0.00	0	0.00	0.00
8	ROYCE MICRO-CAP PORTFOLIO	200000	1.98	0	0.00	0	0.00	0.00
9	ICICI PRUDENTIAL DISCOVERY FUND	184124	1.82	0	0.00	0	0.00	0.00
10	GIRISHBHAI NARANBHAI PATEL	137166	1.36	0	0.00	0	0.00	0.00
11	M3 INVESTMENT PRIVATE LIMITED	131500	1.30	0	0.00	0	0.00	0.00
12	DEUTSCHE SECURITIES MAURITIUS LIMITED	105249	1.04	0	0.00	0	0.00	0.00
TOTAL		4230743	41.82	0.00	0.00	0.00	0.00	0.00




(I)(c)(ii) Statement showing holding of securities (including shares, warrants, convertible securities) of persons (together with PAC) belonging to the category "Public" and holding more than 5% of the total number of shares of the company

Sr. No.	Name(s) of the shareholder(s) and the Person Acting in Concert (PAC) with them	Number of shares	Shares as a percentage of total number of shares {i.e. Grand Total (A)+(B)+(C) indicated in Statement at para (I)(a) above}	Details of Warrants		Details of Convertible Securities		Total shares (including underlying shares assuming full conversion of warrants & convertible securities) as a % of diluted share capital
				Numbers of Warrant Held	As a % total number of warrants of the same class	Numbers of Convertible Securities held	As a % total number of convertible securities of the same class	
1	NALANDA INDIA FUND LIMITED	1005340	9.94	0	0.00	0	0.00	0.00
2	NALANDA INDIA EQUITY FUND LIMITED	647732	6.40	0	0.00	0	0.00	0.00
TOTAL		1653072	16.34	0.00	0.00	0.00	0.00	0.00




(I)(d) Statement showing details of locked-in shares

Sr. No.	Name of the shareholder	Number of locked-in shares	Locked-in shares as a percentage of total number of shares {i.e., Grand Total (A)+(B)+(C) indicated in Statement at para (I)(a) above}
1			0.00
2			0.00
3			0.00
4			0.00
5			0.00
6			0.00
7			0.00
8			0.00
9			0.00
10			0.00
TOTAL		0	0.00



(II)(a) Statement showing details of Depository Receipts (DRs)

Sr. No.	Type of outstanding DR (ADRs, GDRs, SDRs, etc.)	Number of outstanding DRs	Number of shares underlying outstanding DRs	Shares underlying outstanding DRs as a percentage of total number of shares {i.e., Grand Total (A)+(B)+(C) indicated in Statement at para (I)(a) above}
1	NIL	0	0	0.00
2				
3				
4				
5				
6				
7				
8				
9				
	TOTAL	0	0	0.00



(II)(b) Statement showing holding of Depository Receipts (DRs), where underlying shares by "promoter/promoter group" are in excess of 1% of the total number of share

Sr. No.	Name of the DR Holder	Type of outstanding DR (ADRs, GDRs, SDRs, etc.)	Number of shares underlying outstanding DRs	Shares underlying outstanding DRs as a percentage of total number of shares {i.e., Grand Total (A)+(B)+(C) indicated in Statement at para (I)(a) above}
1	N.A.	0	0	0.00
2				
3				
4				
5				
6				
7				
8				
9				
	TOTAL		0	0.00

