

Introductory sub-table (I)(a)

Name of the Company: VOLTAMP TRANSFORMERS LIMITED

Scrip Code, Name of the scrip, class of security:


Quarter ended: 30TH SEPTEMBER, 2013

Partly paid-up shares:-	No. of partly paid-up shares	As a % of total no. of partly paid-up shares	As a % of total no. of shares of the company
Held by promoter/promoter group	0	0.00	0.00
Held by public	0	0.00	0.00
Total - D	0	0.00	0.00

Outstanding convertible securities:-	No. of outstanding securities	As a % of total no. of outstanding convertible securities	As a % of total no. of shares of the company, assuming full conversion of the convertible securities
Held by promoter/promoter group	0	0.00	0.00
Held by public	0	0.00	0.00
Total - E	0	0.00	0.00


Warrants:-	No. of warrants	As a % of total no. of warrants	As a % of total no. of shares of the company, assuming full conversion of warrants
Held by promoter/promoter group	0	0.00	0.00
Held by public	0	0.00	0.00
Total - F	0	0.00	0.00

Total paid-up capital of the company, assuming full conversion of warrants and convertible securities (Grand Total (A+B+C)+ D+E+F)	10117120	0.00	100.00
--	-----------------	-------------	---------------




Statement Showing Shareholding Pattern

Category code	Category of Shareholder	Number of Shareholders	Table (I)(a)		Total shareholding as a percentage of total number of shares		Shares Pledged or otherwise encumbered	
			Total number of shares	Number of shares held in dematerialized form	As a percentage of (A+B) ¹	As a percentage of (A+B+C)	Number of shares	As a percentage
			(IV)	(V)	(VI)	(VII)	(VIII)	(IX)=(VIII)/(IV)*100
(I)	(II)	(III)	(IV)	(V)	(VI)	(VII)	(VIII)	(IX)=(VIII)/(IV)*100
(A)	Shareholding of Promoter and Promoter Group²							
1	Indian							
(a)	Individuals/ Hindu Undivided Family	6	1002540	1002540	9.91	9.91	0	0.00
(b)	Central Government/ State Government(s)	0	0	0	0.00	0.00	0	0.00
(c)	Bodies Corporate	1	3778152	3778152	37.34	37.34	0	0.00
(d)	Financial Institutions/ Banks	0	0	0	0.00	0.00	0	0.00
(e)	Any Others(Specify)	0	0	0	0.00	0.00	0	0.00
(e-i)								
(e-ii)								
	Sub Total(A)(1)	7	4780692	4780692	47.25	47.25	0	0.00
2	Foreign							
a	Individuals (Non-Residents Individuals/ Foreign Individuals)	0	0	0	0.00	0.00	0	0.00
b	Bodies Corporate	0	0	0	0.00	0.00	0	0.00
c	Institutions	0	0	0	0.00	0.00	0	0.00
d-i	Qualified Fore.Investor - Ind	0	0	0	0.00	0.00	0	0.00
d-ii	Qualified Fore.Investor - Corporate	0	0	0	0.00	0.00	0	0.00
e	Any Others(Specify)	0	0	0	0.00	0.00	0	0.00
	Sub Total(A)(2)	0	0	0	0.00	0.00	0	0.00
	Total Shareholding of Promoter and Promoter Group (A)=(A)(1)+(A)(2)	7	4780692	4780692	47.25	47.25	0	0.00
(B)	Public shareholding							
1	Institutions							
(a)	Mutual Funds/ UTI	3	421883	421883	4.17	4.17	0	0.00
(b)	Financial Institutions / Banks	0	0	0	0.00	0.00	0	0.00
(c)	Central Government/ State Government(s)	0	0	0	0.00	0.00	0	0.00
(d)	Venture Capital Funds	0	0	0	0.00	0.00	0	0.00
(e)	Insurance Companies	0	0	0	0.00	0.00	0	0.00
(f)	Foreign Institutional Investors	12	3194258	3194258	31.57	31.57	0	0.00
(g)	Foreign Venture Capital Investors	0	0	0	0.00	0.00	0	0.00
(h)	Qualified Fore.Investor - Ind	0	0	0	0.00	0.00	0	0.00
(h-i)	Qualified Fore.Investor - Corporate							
(h-ii)								
	Sub-Total (B)(1)	15	3616141	3616141	35.74	35.74	0	0.00
B 2	Non-institutions							
(a)	Bodies Corporate	340	632379	632379	6.25	6.25	0	0.00
(b)	Individuals							
I	Individuals -i. Individual shareholders holding nominal share capital up to Rs 1 lakh	14599	804926	804878	7.96	7.96	0	0.00



II	ii. Individual shareholders holding nominal share capital in excess of Rs. 1 lakh.	6	228810	228810	2.26	2.26	0	0.00
	Qualified Fore. Investor							
(c)	Any Other (specify)							
(c-i)	Clearing Members	80	13664	13664	0.14	0.14	0	0.00
(c-ii)	NON RESIDENT INDIA (REPAT)	267	32237	32237	0.32	0.32	0	0.00
(C-iii)	NON RESIDENT INDIA (NON REPAT)	67	8271	8271	0.08	0.08	0	0.00
(C-iv)	Trust	0	0	0	0.00	0.00		
	Market Maker	0	0	0	0.00	0.00		
	Sub-Total (B)(2)	15359	1720287	1720239	17.00	17.00	0	0.00
(B)	Total Public Shareholding (B)= (B)(1)+(B)(2)	15374	5336428	5336380	52.75	52.75	0	0.00
	TOTAL (A)+(B)	15381	10117120	10117072	100.00	100.00	0	0.00
(C)	Shares held by Custodians and against which Depository Receipts have been issued							
1	Promoter and Promoter Group	0	0	0	0.00	0.00	0	0.00
2	Public	0	0	0	0.00	0.00	0	0.00
	Sub-Total (C)	0	0	0		0.00	0	0.00
	GRAND TOTAL (A)+(B)+(C)	15381	10117120	10117072		100.00	0	0.00




Voltamp Transformers Limited

(I)(C)(i) STATEMENT SHOWING HOLDING OF SECURITIES (INCLUDING SHARES, WARRANTS, CONVERTIBLE SECURITIES) OF PERSONS BELONGING TO THE CATEGORY 'PUBLIC' AND HOLDING MORE THAN 1% OF THE TOTAL NUMBER OF SHARES											
SR. NO.	NAME(S) OF THE SHAREHOLDER	NUMBER OF SHARES HELD	SHARES AS A PERCENTAGE OF TOTAL NUMBER OF SHARES {i.e. GRAND TOTAL (A)+(B)+(C) INDICATED IN STATEMENT AT PARA (I)(a) ABOVE }	PAN NUMBER OF WARRANTS HELD	WARRANTS OF THE SAME CLASS	NUMBER OF CONVERTIBLE SECURITIES HELD	% W. R. T TOTAL NUMBER OF CONVERTIBLE SECURITIES OF THE SAME CLASS	TOTAL SHARES (INCLUDING UNDERLYING SHARES ASSUMING FULL CONVERSION OF WARRANTS AND CONVERTIBLE SECURITIES) AS A % OF DILUTED SHARE CAPITAL			
1	NALANDA INDIA FUND LIMITED	1005340	9.937								
2	NALANDA INDIA EQUITY FUND LIMITED	647732	6.4023								
3	PARI WASHINGTON COMPANY PVT. LTD. A/C PARI WASHINGTON INDIA MASTER FUND, LTD.	567286	5.6072								
4	ICICI PRUDENTIAL DISCOVERY FUND	399463	3.9484								
5	ICICI PRUDENTIAL LIFE INSURANCE COMPANY LTD	381003	3.7659								
6	CITIGROUP GLOBAL MARKETS MAURITIUS PRIVATE LIMITED	358713	3.5456								
7	EAST SAIL	242280	2.3948								
8	ROYCE MICRO-CAP FUND	144600	1.4293								
9	GIRISHBHAI NARANBHAI PATEL	137166	1.3558								
10	M3 INVESTMENT PRIVATE LIMITED	131500	1.2998								
11	ROYCE MICRO-CAP PORTFOLIO	115400	1.1406								
12	DEUTSCHE SECURITIES MAURITIUS LIMITED	105249	1.0403								
Total :		4235732	41.867								




Voltamp Transformers Limited									
(i)(c)(ii) STATEMENT SHOWING HOLDING OF SECURITIES (INCLUDING SHARES, WARRANTS, CONVERTIBLE SECURITIES) OF PERSONS (TOGETHER WITH PAC) BELONGING TO THE CATEGORY 'PUBLIC AND HOLDING MORE THAN 5% OF THE TOTAL NUMBER OF SHARES OF THE COMPANY									
SR. NO.	NAME(S) OF THE SHAREHOLDER(S) AND THE PERSONS ACTING IN CONCERT(PAC) WITH THEM	NUMBER OF SHARES	SHARES AS A PERCENTAGE OF TOTAL NUMBER OF SHARES (i.e. GRAND TOTAL (A)+(B)+(C) INDICATED IN STATEMENT AT PARA (I)(a) ABOVE }	PAN	NUMBER OF WARRANTS HELD	AS A % TOTAL NUMBER OF WARRANTS OF THE SAME CLASS	NUMBER OF CONVERTIBLE SECURITIES HELD	% W. R. T. TOTAL NUMBER OF CONVERTIBLE SECURITIES OF THE SAME CLASS	TOTAL SHARES (INCLUDING UNDERLYING SHARES ASSUMING FULL CONVERSION OF WARRANTS AND CONVERTIBLE SECURITIES) AS A % OF DILUTED SHARE CAPITAL
1	NALANDA INDIA FUND LIMITED	1006340					9.937		
2	NALANDA INDIA EQUITY FUND LIMITED PARI WASHINGTON COMPANY PVT. LTD. A/C PARI WASHINGTON INDIA MASTER FUND, LTD.	647732					6.4023		
3		567286					5.6072		
	Total :	2220358					21.9465		




(I)(d) Statement showing details of locked-in shares

Sr. No.	Name of the shareholder	Number of locked-in shares	Locked-in shares as a percentage of total number of shares {i.e., Grand Total (A)+(B)+(C) indicated in Statement at para (I)(a) above}
1			0.00
2			0.00
3			0.00
4			0.00
5			0.00
6			0.00
7			0.00
8			0.00
9			0.00
10			0.00
11			0.00
12			0.00
13			0.00
14			0.00
15			0.00
16			0.00
17			0.00
18			0.00
19			0.00
20			0.00
21			0.00
22			0.00
23			0.00
24			0.00
25			0.00
26			0.00
27			0.00
28			0.00
29			0.00
30			0.00
31			0.00
32			0.00
33			0.00
34			0.00
35			0.00
36			0.00
37			0.00
38			0.00
39			0.00
40			0.00
41			0.00
42			0.00
43			0.00
44			0.00
45			0.00
46			0.00
47			0.00
48			0.00
49			0.00
50			
51			
TOTAL		0	0.00



(II)(a) Statement showing details of Depository Receipts (DRs)

Sr. No.	Type of outstanding DR (ADRs, GDRs, SDRs, etc.)	Number of outstanding DRs	Number of shares underlying outstanding DRs	Shares underlying outstanding DRs as a percentage of total number of shares {i.e., Grand Total (A)+(B)+(C) indicated in Statement at para (I)(a) above}
1	NIL	0	0	0.00
2				
3				
4				
5				
6				
7				
8				
9				
TOTAL		0	0	0.00



(II)(b) Statement showing holding of Depository Receipts (DRs), where underlying shares held by "promoter/promoter group" are in excess of 1% of the total number of shares

Sr. No.	Name of the DR Holder	Type of outstanding DR (ADRs, GDRs, SDRs, etc.)	Number of shares underlying outstanding DRs	Shares underlying outstanding DRs as a percentage of total number of shares {i.e., Grand Total (A)+(B)+(C) indicated in Statement at para (I)(a) above}
1	N.A.	0	0	0.00
2				
3				
4				
5				
6				
7				
8				
9				
TOTAL			0	0.00

